



Beautiful Fall Display by Kay Karminski

From DGC President, Kay Karminski



My first year as President has been a bit hectic, but I think getting familiar with the executive responsibilities was the hardest lesson. I have loved every moment of time I have spent with members of District 1 and our hard-working DGC officers and members. Nothing can equal the pleasure I have experienced due to the friendship and cooperation of DGC members. Thank you. Here are just a few of the highlights.

We have experienced a blossoming in our membership, and new members are taking charge of the duties others have managed for some time. Our Youth program took off in April, 2023 with vigor, children gardening, playing, learning, and eating vegetables some children never experienced. This program has involved many dedicated members.

Our Mini Flower Shows sparkle and shine, displaying skills and creativity for all to enjoy. Sharing in this activity keeps us ready for major competitions throughout garden clubs. We are very fortunate to have qualified judges to lead us in these endeavors.

Creativity flourishes in all directions and evidence of that is proven when 4 new club members volunteered and expertly prepared the Bird-themed, “State House Christmas Tree in Annapolis”.

The Diggers Boutique has been a marvelous source of revenue as well as a boost to getting to know others. Members have donated merchandise well-deserving adoption. Dedicated helpers make sales available at each meeting. Win-Win!

A major, elegant, annual Holiday Luncheon Celebration is being prepared for December 14, from 10am til 3:00 pm. The occasion features our own Boutique, Silent auction items, Vendors, The Dorchester Chorus Christmas Performance, and a delicious meal. Don’t miss this. It has truly been a super year for DGC. Thanks to all, and...

Merry Christmas!

THE DIGGERS

Dorchester Garden Club

Fall 2023

“Good Bugs, Bad Bugs” August 11th at Immanuel Church of Christ

The August DGC Meeting featured an informative and entertaining presentation by Chris Riley, Ph.D. Entomologist, Research Specialist and Technical Support Specialist at Bartlett Tree. Chris spoke about what makes a bug good or bad, natural enemies in our landscapes, how herbivores fit in the mix and also offered information on resources for further learning.



THE DIGGERS

Dorchester Garden Club

Fall 2023

August Division II Design featured 3 design classes and a number of beautiful entries...

Class 1 "Keep it Cool" Dried and Preserved Horticulture Specimen




Awards for Class 1, left to right,
1st Place Kay Karminski,
3rd Place, Cheryl Willey,
Honorable mention Barbara Massetti,
2nd Place Judy Slaughter

THE DIGGERS

Dorchester Garden Club


Fall 2023

Class 2 "Hot Dog Days of Summer" Plaque, Botanical Arts



Awards for Class 2, left to right, 2nd place Fay Singer, Honorable Mention Judy Slaughter, 3rd Place Arlene Peters, 1st Place Kay Karminski

Class 3 "How I Spent My Summer Vacation" Artist Crafts – Photography



Awards for Class 3, left to right, Honorable Mention Mary Ann Moore, 2nd Place Fay Singer, 1st Place Judy Slaughter, 3rd Place, Mari Stanley

THE DIGGERS

Dorchester Garden Club
And some lovely August Division I Horticulture...

Fall 2023



THE DIGGERS

Dorchester Garden Club

Fall 2023



THE DIGGERS

Dorchester Garden Club

Fall 2023

“Landscaping for Beauty and Lower Maintenance Using Native Plants” September, 2023 at CYC

Christiana Pax, owner of Annapolis Native Landscape, presented timely tips and techniques for less work and more fun in the garden, with a focus on native plants that thrive in a landscape that is not reliant on constant weeding and other maintenance. Chris shared a number of photo examples of attractive, low maintenance plantings and how the use of a variety of landscaping borders and paths can help create visually attractive gardens.



THE DIGGERS

Dorchester Garden Club

Fall 2023

September Division II Design, again featured 3 classes and the entries were impressive.

Class 1 "Fall is Abound" Cascade Design Awards



1st Place, Mari Stanley



2nd Place, Judy Slaughter

THE DIGGERS

Dorchester Garden Club

Fall 2023



3rd Place, Diana Brooks



Honorable Mention, Kay Karminski

THE DIGGERS

Dorchester Garden Club

Fall 2023

Class 2 "Last Pickings" Table Tray for One Awards



Top left, 1st Place Mary Ann Moore, Top right, 3rd Place Becky Wozny
Bottom center, 2nd Place Diana Brooks

THE DIGGERS

Dorchester Garden Club

Fall 2023



Honorable Mention, Cheryl Willey (left) and Barbara Massetti (right)

Design Class 3 "Recycle, Reuse, Renew" Artistic Crafts – Photography



1st Place, Mari Stanley

THE DIGGERS

Dorchester Garden Club
September Division I Horticulture

Fall 2023



THE DIGGERS

Dorchester Garden Club

Fall 2023



THE DIGGERS

Dorchester Garden Club

Fall 2023

October 4th District I Semi Annual Meeting – Oxford Community Center

The District I Semi Annual Meeting was held at the Oxford Community Center and a number of Dorchester Garden Club Members were in attendance.

The new District I Director, Terry Holman, led the event with the participation of her slate of officers. Reports and updates were shared and the District 1 Perennial Bloom and Joanna Tilghman Awards were presented.

Attendees enjoyed a gourmet buffet lunch, followed by the speaker presentation by NGC Floral Judge and Designer, Tonya Young. Tonya's presentation "Creative Mechanics for Floral Designing" did a great job showcasing how everyday things available at places like Lowes and Home Depot (or from your spouse's workshop!) can make for great and affordable mechanics!

The charming birdcage table centerpieces were sold and Tonya's designs were also raffled off.



THE DIGGERS

Dorchester Garden Club

Fall 2023



District I Perennial Bloom Award presented to Mackey Dutton, Chestertown Garden Club, by Pat Jessup.



Joanna Tilghman Award presented to Beryl Kemp by Terry Holman and Trish Reynolds.

THE DIGGERS

Dorchester Garden Club

Fall 2023



Some of the DGC Members in attendance enjoying time together



Did someone say lunch?

THE DIGGERS

Dorchester Garden Club

Fall 2023

Tonya Young's Delightful Presentation...



THE DIGGERS



THE DIGGERS

Dorchester Garden Club

Fall 2023

“Design Competition” October 13th Dorchester Garden Club Meeting

The October DGC Meeting was held at the Immanuel United Church of Christ on Friday, the 13th! The meeting progressed without incident (!) under the leadership of our president Kay Karminski and important news and updates were shared with members.

The Church did a wonderful job with the lunch that followed, as they always do! They even decorated some small pumpkins for the table arrangements and also served an amazing pumpkin bread pudding! There is a recipe at the end of this Diggers in case you want to try!



The Program for the day featured 4 teams of DGC members who were all given the same materials to work with to create their designs. The program leads were Sue Lachenmayr and Judy Slaughter. There were some funny stories that this duo shared about flowers that were ordered not arriving on time and having to do late night “community pruning” for alternate supplies. But alas, all were there in time for the challenge.

It was a fun day and laughter filled the space as members watched the design teams tackle the challenge! As part of the usual 50/50 raffle, in addition to the usual cash prize, members’ tickets were drawn at the end of the day and 4 winners got to take home the design of their choice!



The partners in crime: Judy Slaughter and Sue Lachenmayr

THE DIGGERS

Dorchester Garden Club

Fall 2023

And the design teams and their finished products:



Team 1: Judy Austin and Rege Butler



Team 2: Cheryl Willey and Nancy Johnson



Team 3: Sandy Lucas and Diana Brooks

THE DIGGERS



Team 4: Barbara Massetti and Ellen Higgins

THE DIGGERS

Dorchester Garden Club

Fall 2023

And the winners of the raffle...



Julie Bryan



Nancy Johnson



Anne Asplen



Wanda Ciekot

THE DIGGERS

Dorchester Garden Club

Fall 2023

Here are the design awards and a sampling of horticulture from the October mini flower show.

Division II Design

Class 1 "Harvest Moon" Reflective Design



Left to right, 1st Place, Faye Phillips, 2nd Place Mari Stanley, 3rd Place Diana Brooks

Class 2 "Leaves are Falling" Framed Spatial Design



1st Place, Kay Karminski

THE DIGGERS

Dorchester Garden Club
October Division I Horticulture


Fall 2023



THE DIGGERS

Dorchester Garden Club

Fall 2023



THE DIGGERS

Dorchester Garden Club

Fall 2023

Introduction to Maryland Biodiversity Project Friday November 10

Jim Brighton, son of our member, Jane Brighton, and co-founder of the Maryland Biodiversity Project, shared information about the Maryland Biodiversity website and demonstrated the wealth of information regarding native and introduced plant and animal species that is easily searchable through this amazing resource. The meeting was held at the Cambridge Yacht Club, where lunch was served and the traditional mini flower show of members' horticulture and design entries were judged and on display.



THE DIGGERS

Dorchester Garden Club

Fall 2023

Division II Design Awards

Class I "Clear Days" Duo Design and Class 2 "Frosty Nights" Duo Design




1st Place, Mary Ann Moore

THE DIGGERS

Dorchester Garden Club

Fall 2023



2nd Place Karen Cartwright

THE DIGGERS

Dorchester Garden Club

Fall 2023



3rd Place Barbara Massetti

THE DIGGERS

Dorchester Garden Club

Fall 2023

And some Division I Horticulture in November...



THE DIGGERS

Dorchester Garden Club

Fall 2023

And Ho Ho Ho... Before we went to press Kay shared this lovely photo of the DGC Statehouse Tree Team for this year's entry from Dorchester, with the theme "Birds of a Feather Flock Together"



Left to Right, Jeanne Saum, Chairperson Julie Bryan, Mary Ann Moore and Becky Wozny

THE DIGGERS

Dorchester Garden Club
Recipe and photo from cookingclassy.com

Fall 2023

Pumpkin Bread Pudding

Servings: 12

Prep: 20 minutes minutes

Cook: 45 minutes minutes

Ingredients:

1/2 cup packed light brown sugar

1/2 cup granulated sugar

2 tsp ground cinnamon

1/2 tsp ground nutmeg

1/2 tsp ground ginger

1/8 tsp ground cloves

1/4 tsp salt

4 large eggs

2 large egg yolks

1 1/2 cups half and half

1 cup whole milk

1 (15 oz) can pumpkin

1 tsp vanilla extract

1 (16 oz) loaf hearty crusty french bread, such as La Brea, cut into 1-inch cubes

Salted caramel sauce, for serving (recipe follows)

Top with sweetened whipped cream and 1/2 cup toasted pecans



Instructions

Preheat oven to 350 degrees. In a mixing bowl whisk together brown sugar, granulated sugar, cinnamon, nutmeg, ginger, cloves and salt.

Whisk in eggs and egg yolks. Stir in half and half, milk, pumpkin and vanilla.

Place bread cubes in an extra large mixing bowl. Pour half and half mixture evenly over bread cubes then gently toss to coat. Let rest 10 minutes.

Spoon mixture into a buttered 12 by 8-inch or 13 by 9-inch baking dish (I like to lightly press down on the cubes to even it out a little). Bake in preheated oven until set, about 45 - 50 minutes.

You can prep it a day in advance and store it in the fridge then bake the following day but do be sure to serve it warm for best results.

THE DIGGERS

Dorchester Garden Club

Fall 2023

Caramel Sauce

Servings: 10

Prep: 5minutes minutes

Cook: 20minutes minutes

Ingredients:

1 cup (200g) granulated sugar

1/4 cup + 2 Tbsp (85ml) water

1/4 cup (56g) salted butter, diced into 1 Tbsp pieces

1/2 cup (120ml) heavy cream

1/2 tsp fine sea salt, or more to taste

Instructions:

Gather all of your ingredients and have them nearby ready to add to the mixture as needed. In a heavy-bottomed 2 - 3 quart saucepan (something that isn't dark on bottom so you can see the shade of caramel), heat sugar, salt and water over medium-high heat whisking constantly to dissolve sugar.

Once mixture reaches a boil, stop whisking and allow mixture to boil until it reaches a dark amber color, carefully swirling pan occasionally* (this will take time, so be patient. See photos below for the stages to watch for).

It will first bubble vigorously and steam and it will be a clear shade, then bubbling will continue but the bubbles will become smaller and slower and it will slowly tint yellowish, then orangish, then a deep reddish orange and that is what you are looking for.

Once mixture reaches a dark amber color, immediately add butter and whisk until butter has melted then immediately remove from heat.

Carefully pour in cream and immediately whisk with a long handled whisk to combine (it will bubble vigorously). Whisk until mixture is smooth.